

FIXPRO SILVER –INSPECTION HATCH

Code	Product	Thickness (mm)	Size (mm)	Pallet	UM
		c	a x b		
FIX06-6090S	Fixpro Silver inspection hatch	12.5	200 x 200	180 pcs.	pc.
FIX06-6091S	Fixpro Silver inspection hatch	12.5	300 x 300	128 pcs.	pc.
FIX06-6092S	Fixpro Silver inspection hatch	12.5	400 x 400	92 pcs.	pc.
FIX06-6093S	Fixpro Silver inspection hatch	12.5	500 x 500	55 pcs.	pc.
FIX06-6094S	Fixpro Silver inspection hatch	12.5	600 x 600	39 pcs.	pc.
FIX06-6095S	Fixpro Silver inspection hatch	12.5	800 x 800	26 pcs.	pc.
FIX06-6096S	Fixpro Silver inspection hatch	12.5	800 x 1.200	23 pcs.	pc.
FIX06-6070S	Fixpro Silver inspection hatch	12.5	400 x 600	47 pcs.	pc.
FIX06-6071S	Fixpro Silver inspection hatch	12.5	400 x 1000	20 pcs.	pc.

DESCRIPTION

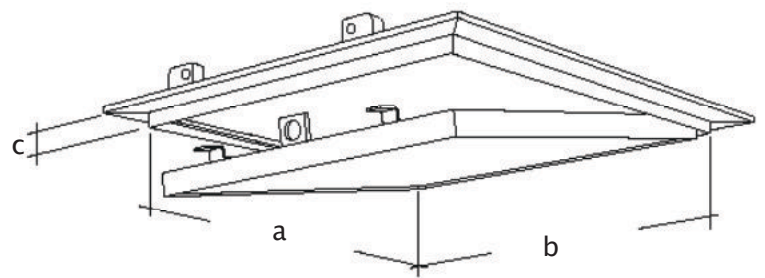
Inspection hatch with a 12.5mm moisture-resistant plasterboard panel, featuring a dustproof rubber gasket and a manually detachable panel with snap closure.

Snap closure with replaceable hook and safety chains.

Practically invisible access with hidden hinges and locks. The hinges are made of G90 anti-corrosion galvanized steel, with a thickness of 2mm to ensure the stability of the access panel material.

Hatch with safety cables.

Individually packaged in a box.










MATERIAL

Powder-coated aluminum frame, water-resistant plasterboard panel with no visible fixing screws.

USE

The access panel is designed to be installed in a plasterboard opening for ceiling and wall applications. The access panel doors can be removed and reinstalled to access the cavity.

Key features

	Plasterboard ceilings and panels
	Moisture resistance
	Air resistance
	Dust resistance
	Panel with gasket
	Base panel
	Removable panel

